

# Zoom Install for **Android**, **iPad** and **iPhone**

**Hello! We hope that you will join us on Friday afternoon, January 22 at 2 pm to learn how to join a Zoom meeting. We promise it's easy! WE WANT YOU TO BE ABLE TO CONNECT WITH OTHERS IN THIS DIFFICULT TIME!**

First, if you have trouble with these steps and need expert help, you can contact one of the following people:

Paul Apodaca (Windows PC, iPhone, iPad), [papodaca@alumni.rice.edu](mailto:papodaca@alumni.rice.edu) or 505-350-8304

Cathy Conn (Macbook), [cathyconn@gmail.com](mailto:cathyconn@gmail.com) or 505-228-9304

Bill Eckel (Window PC, Android Phones, iPad), [bbeckel\\_2007@yahoo.com](mailto:bbeckel_2007@yahoo.com) or 506-833-1569

Bo Keith (iPhone, iPad) , [bnkeith@comcast.net](mailto:bnkeith@comcast.net) or 505-934-0317

Leslea Lehoucq (coordinator), [l.lehoucq@stchadsabq.org](mailto:l.lehoucq@stchadsabq.org), 505-259-7840

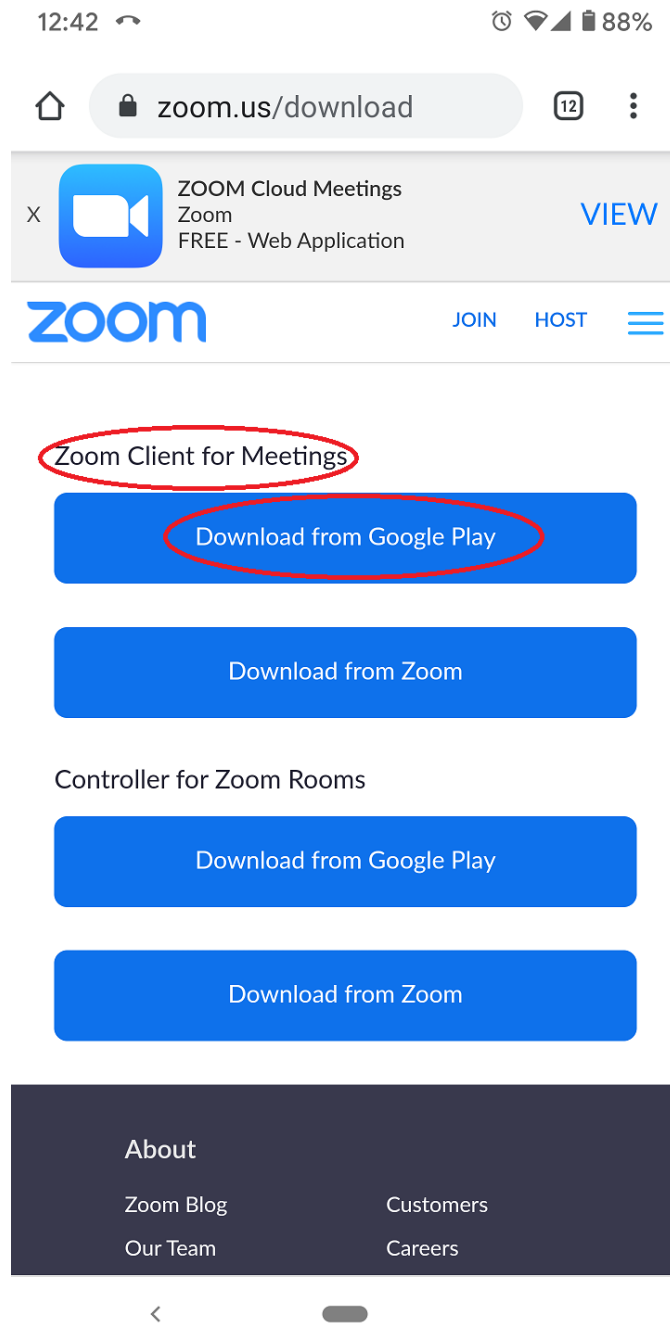
## **How to download and install Zoom:**

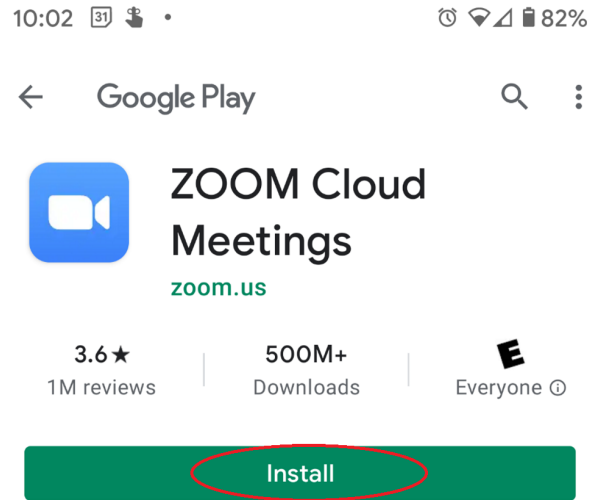
### **Android device:**

Touch here to download the Zoom app for iPhone/iPad:

<https://zoom.us/download>

You will see the following screen. Select “Download from Google Play,” and make sure you select the one under “Zoom Client for Meetings.”





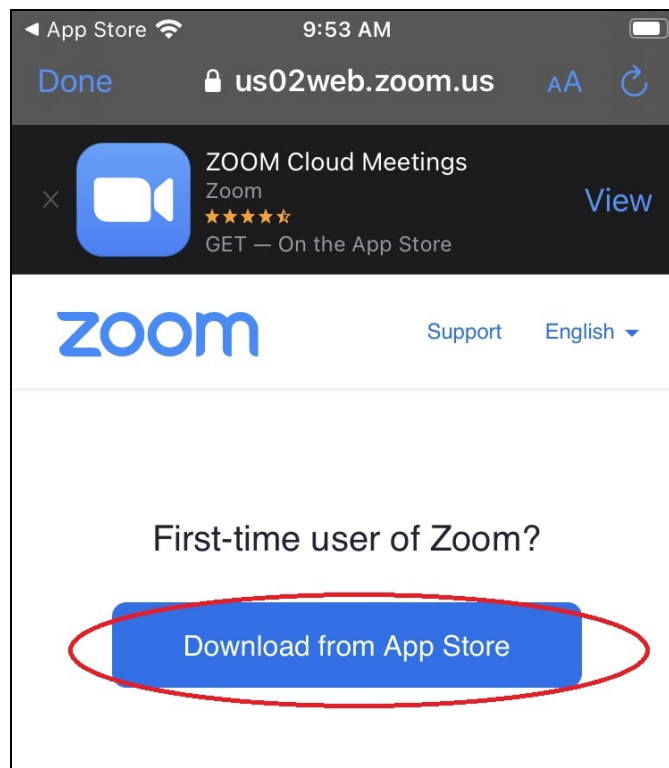
After you click “Install,” some time will elapse as Zoom is installed on your phone. You can either close this window or click on “Open” when the installation is complete. See the section after “**iPhone/iPad**” for you to see the window after “Open.”

### **iPhone/iPad:**

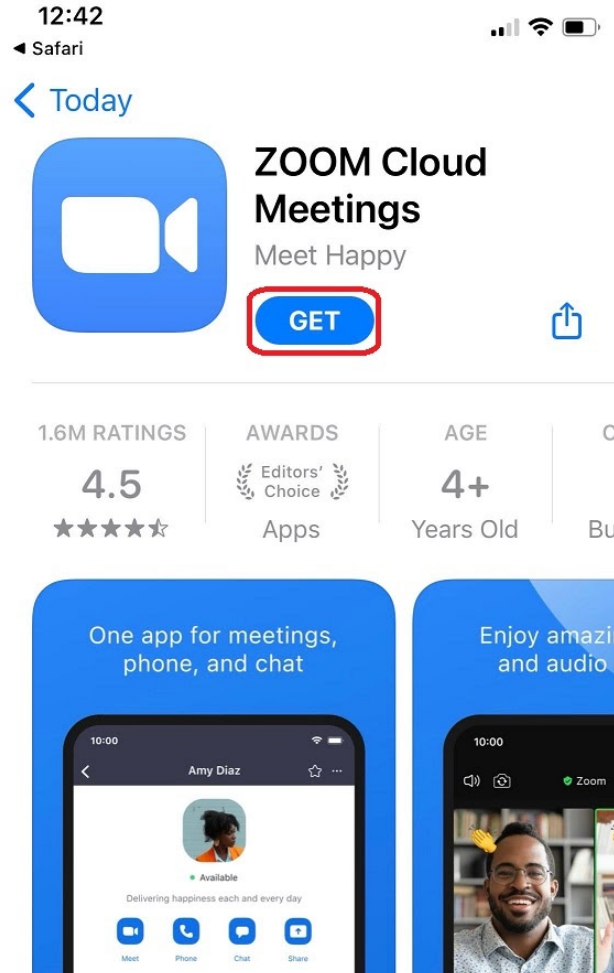
Click here to download the Zoom app for iPhone/iPad:

<https://zoom.us/download>

Then click on “Download from App Store:”

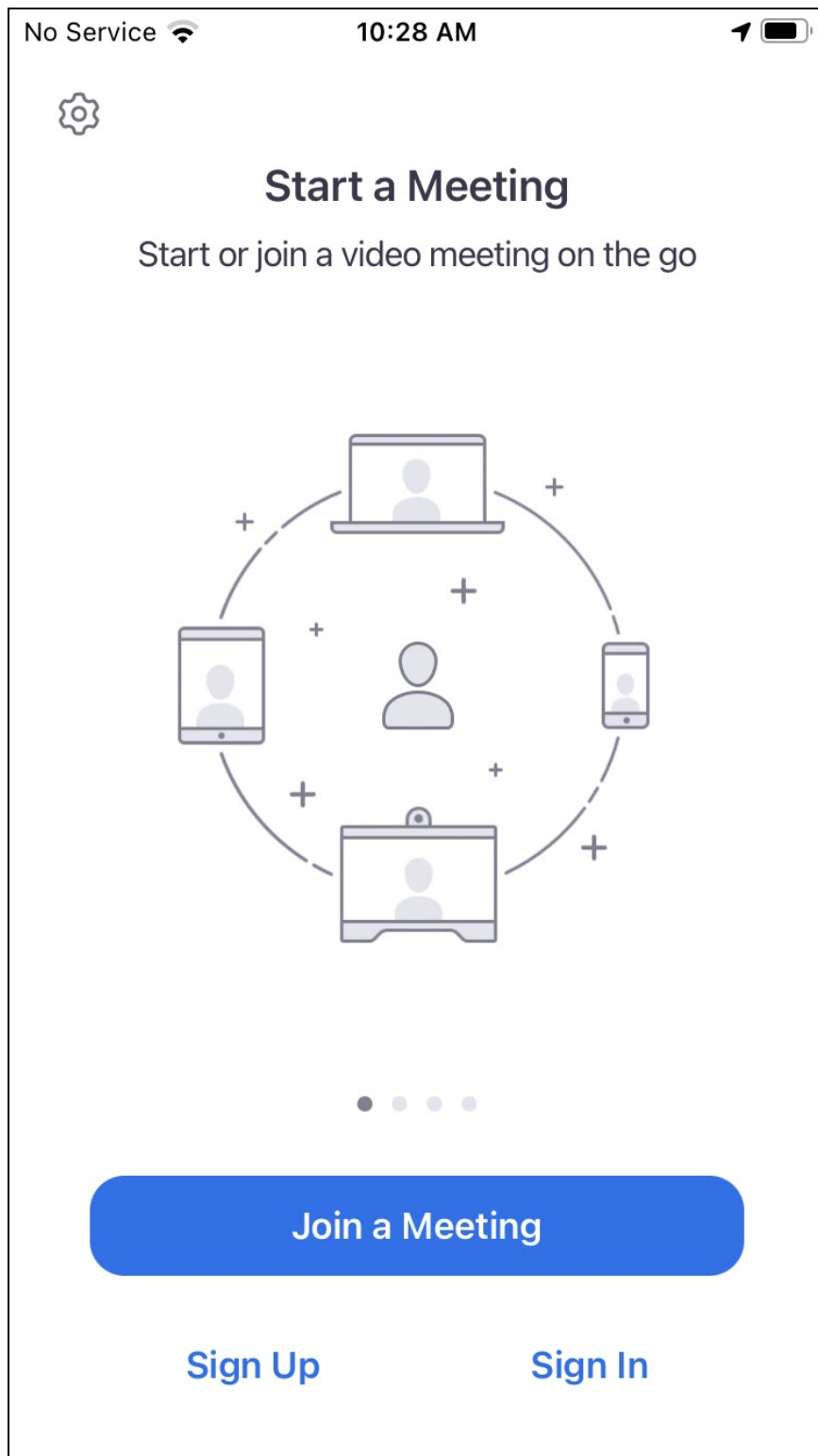


You will now have the App Store open with the “Zoom Cloud Meetings” app ready to download. Touch on “Get.”

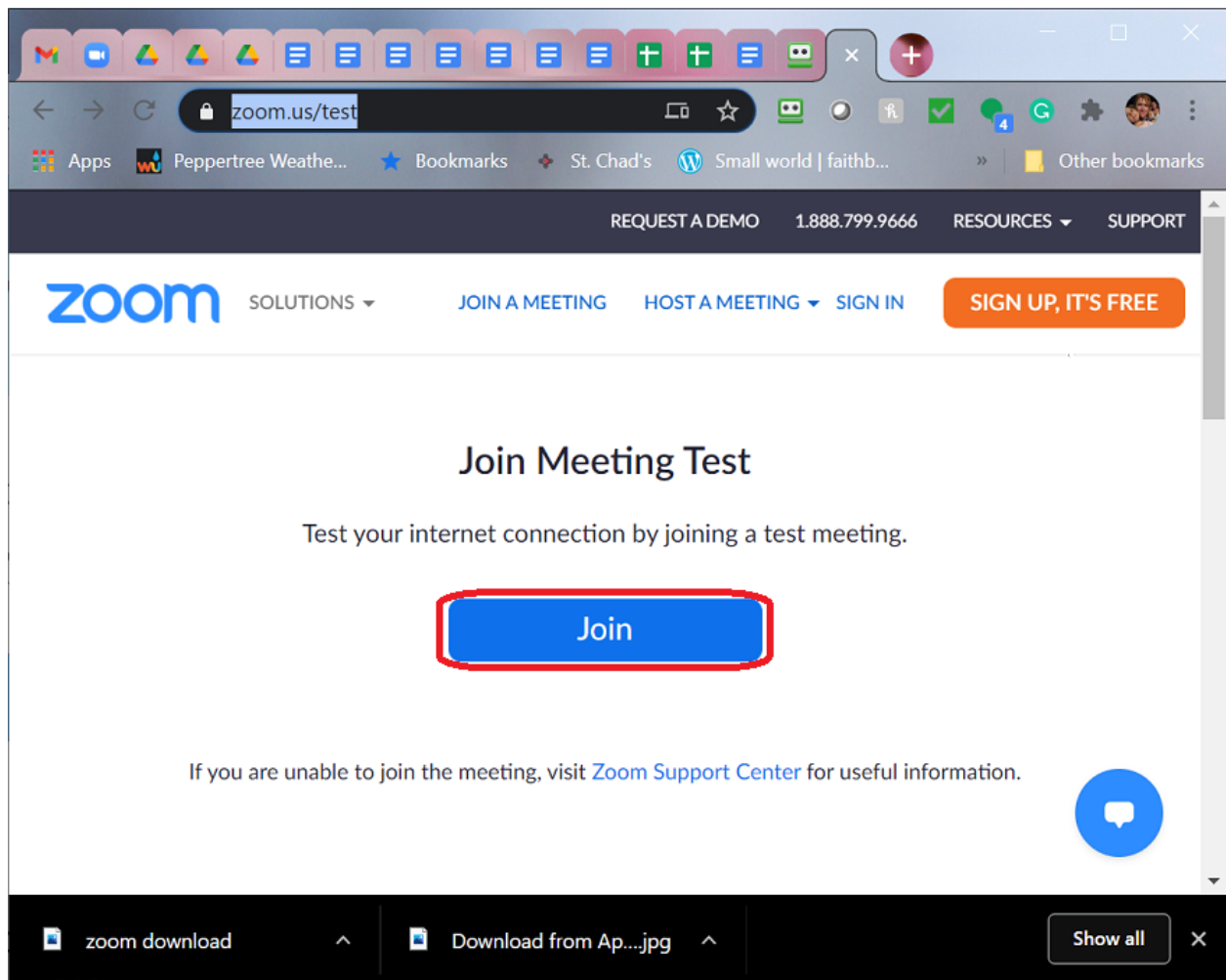


## Opening Zoom:

Once you have installed Zoom on your phone, if you open the app you will see the following:



The documentation for using Zoom will help you go to the next step: joining a meeting (you can touch on the link from the email again and see what happens). If you'd like to get a preview of what comes next, you can touch this link: <https://zoom.us/test> (or you can open your web browser (Internet Explorer, Microsoft Edge, Safari, Firefox, Chrome, etc.) and type in `zoom.us/test`. When you join, you'll see the steps that happen to join a meeting.



Now you can either join us for our training meeting or use the training documents to practice on your own. But since the point of Zoom is interacting, please join us to practice. At a later time we can teach you to create your own meeting and invite your friends!